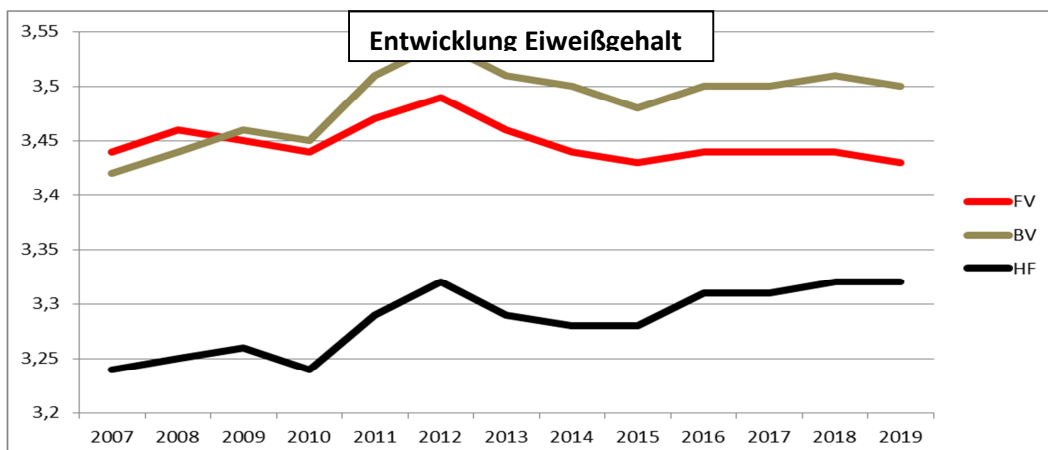
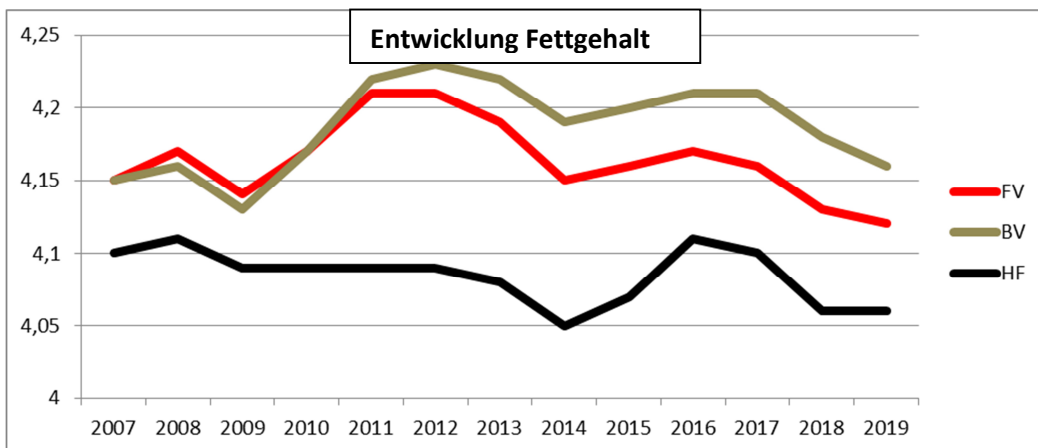
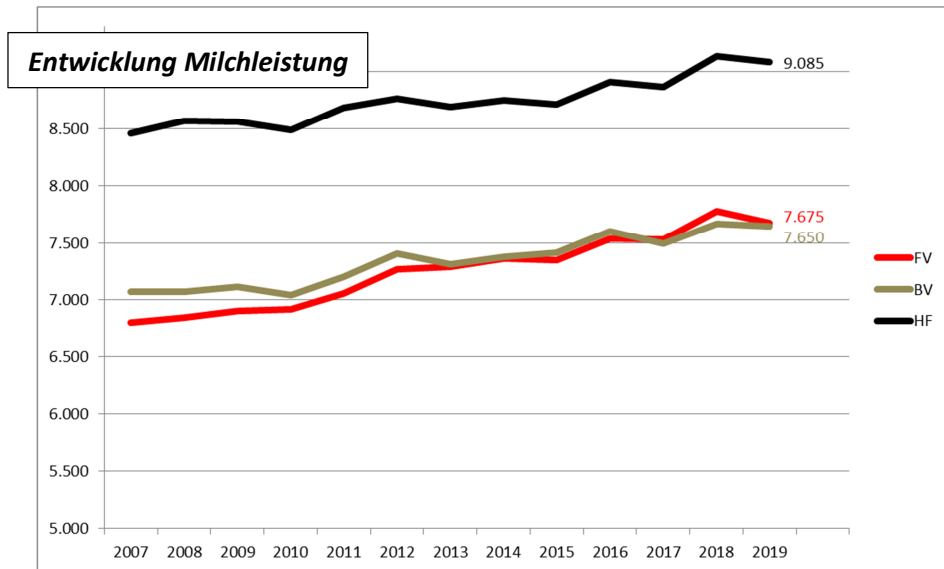


## Gesamtübersicht LKV Steiermark 2019

Betriebe	MLP-Kühe	Vollabschlüsse	Milch kg	F%	EW%	F+EW kg
<b>2.780</b>	<b>66.373</b>	<b>57.227</b>	<b>7.718</b>	<b>4,12</b>	<b>3,42</b>	<b>582</b>
-74	-292	-110	-90	-0,01	-0,01	-8



Rasse	Zuchtherden	HB-Kühe	Vollabschlüsse	Milch kg	F%	EW%	F+EW kg
<b>Fleckvieh</b>	<b>2.260</b>	<b>45.459</b>	<b>39.762</b>	<b>7.675</b>	<b>4,12</b>	<b>3,43</b>	<b>579</b>
	-39	+149	+53	-106	-0,01	-0,01	-10

Rasse	Zuchtherden	HB-Kühe	Vollabschlüsse	Milch kg	F%	EW%	F+EW kg
<b>Braunvieh</b>	<b>628</b>	<b>9.180</b>	<b>7.793</b>	<b>7.650</b>	<b>4,16</b>	<b>3,50</b>	<b>587</b>
	-10	-485	-313	-24	-0,02	-0,01	-3

Rasse	Zuchtherden	HB-Kühe	Vollabschlüsse	Milch kg	F%	EW%	F+EW kg
<b>Holstein</b>	<b>710</b>	<b>7.341</b>	<b>6.114</b>	<b>9.085</b>	<b>4,06</b>	<b>3,32</b>	<b>671</b>
	-1	+45	+114	-55	+0,00	+0,00	-4

Rasse	Zuchtherden	HB-Kühe	Vollabschlüsse	Milch kg	F%	EW%	F+EW kg
<b>Pinzgauer</b>	<b>108</b>	<b>201</b>	<b>153</b>	<b>5.654</b>	<b>3,89</b>	<b>3,27</b>	<b>405</b>
	+2	+14	-2	+47	+0,01	+0,00	+5
<b>Murbodner</b>	<b>22</b>	<b>105</b>	<b>73</b>	<b>3.596</b>	<b>3,88</b>	<b>3,29</b>	<b>257</b>
	+0	-4	-13	-64	-0,13	-0,05	-12
<b>Jersey</b>	<b>62</b>	<b>196</b>	<b>139</b>	<b>5.401</b>	<b>4,91</b>	<b>3,74</b>	<b>467</b>
	+12	+39	+32	-269	-0,07	+0,00	-27
<b>E. Bergschecken</b>	<b>23</b>	<b>57</b>	<b>48</b>	<b>4.266</b>	<b>3,85</b>	<b>3,33</b>	<b>306</b>
	-6	-3	+2	-56	+0,10	+0,02	+1
<b>Montbeliarde</b>	<b>27</b>	<b>39</b>	<b>21</b>	<b>8.148</b>	<b>4,03</b>	<b>3,39</b>	<b>605</b>
	+2	+14	-4	-456	+0,03	-0,01	-32